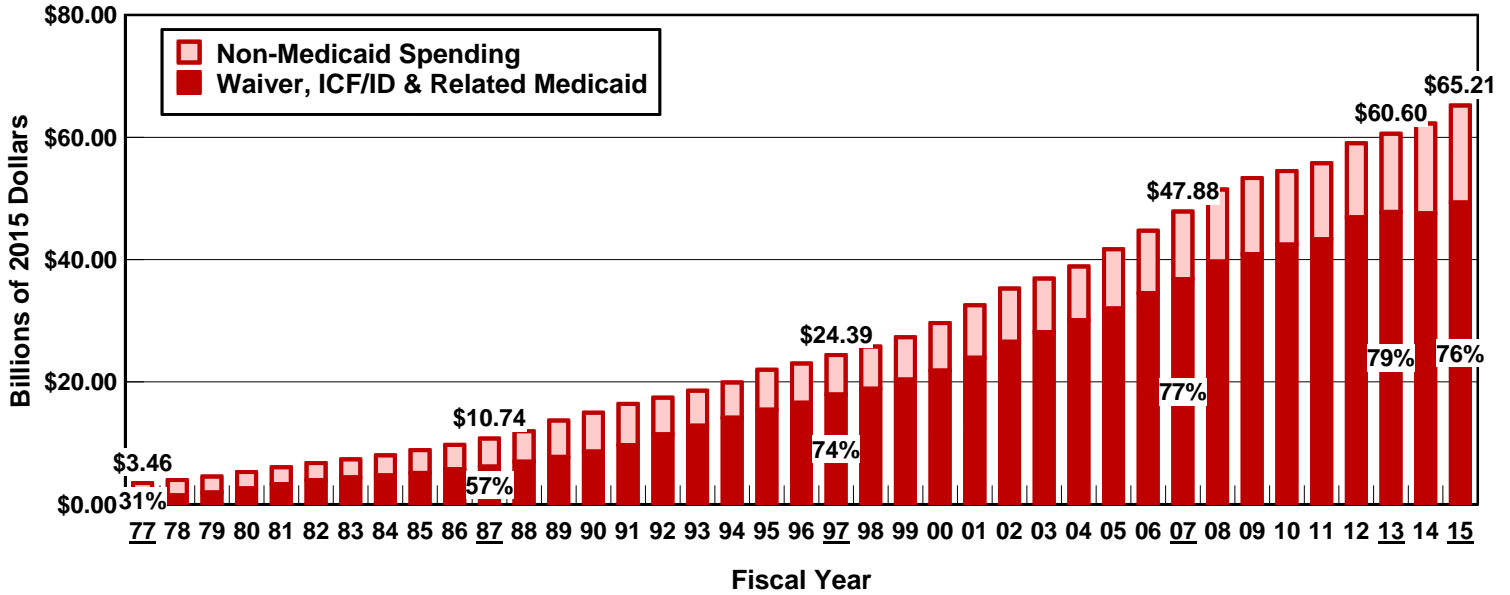
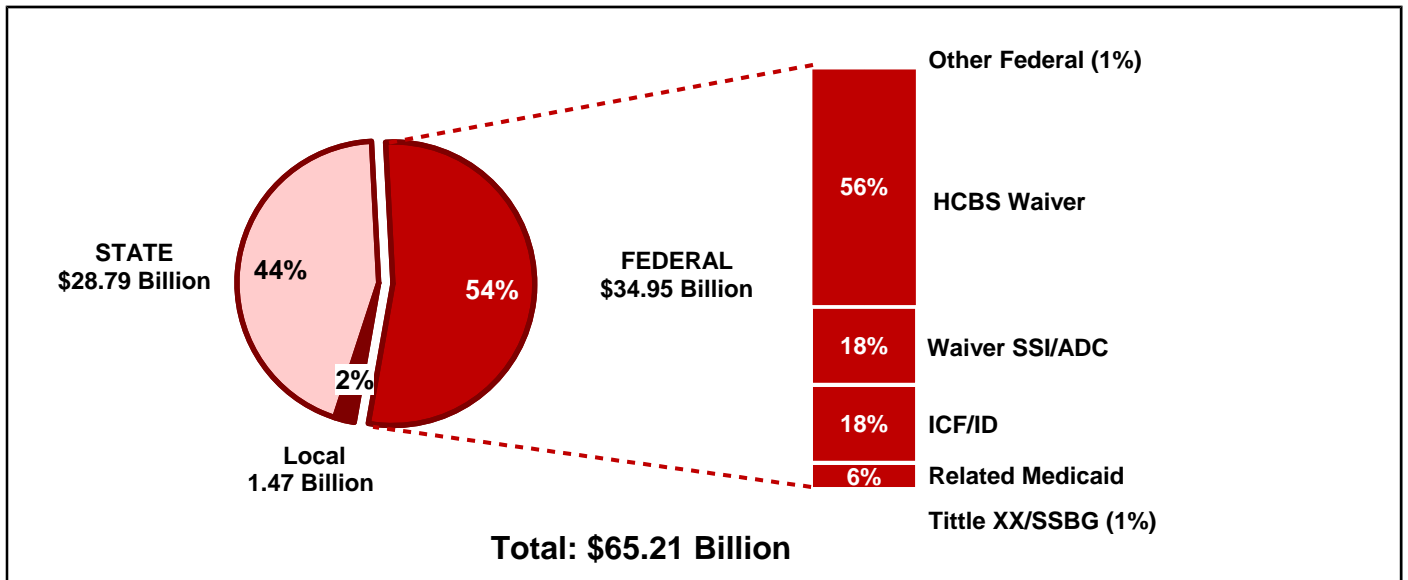


UNITED STATES

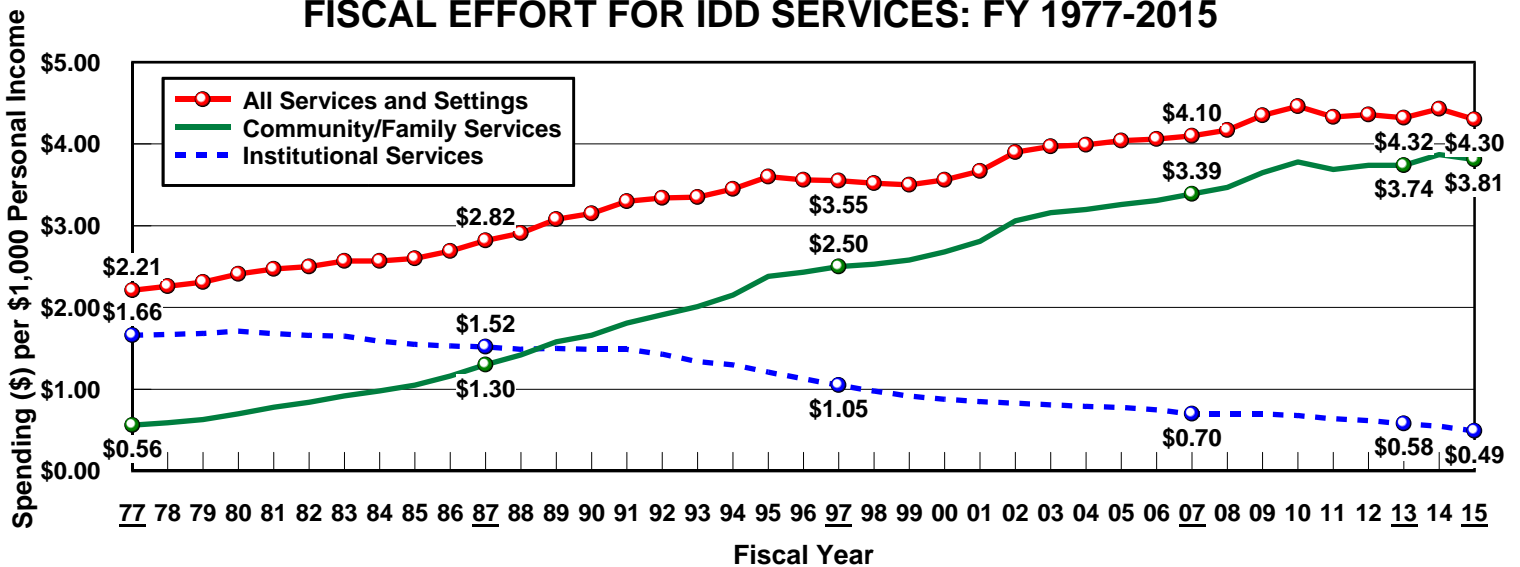
TOTAL PUBLIC IDD SPENDING FOR SERVICES: FY 1977-2015



PUBLIC IDD SPENDING BY REVENUE SOURCE: FY 2015



FISCAL EFFORT FOR IDD SERVICES: FY 1977-2015

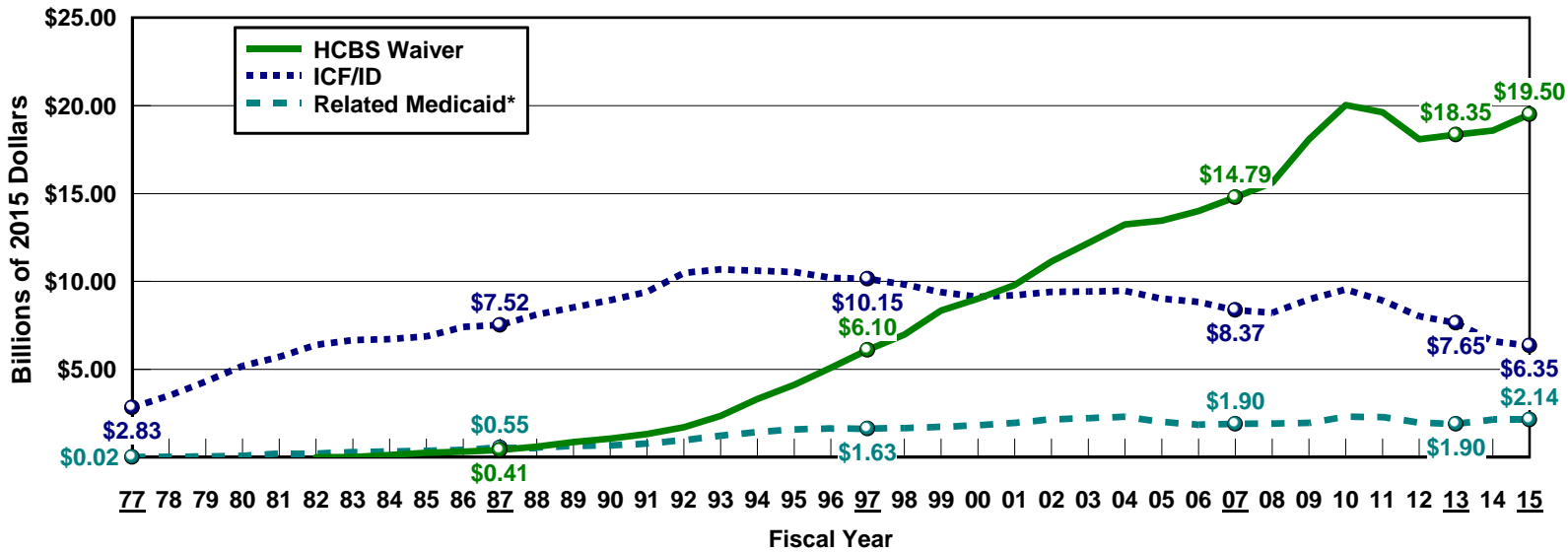


Source: Braddock et al., Coleman Institute and Department of Psychiatry, University of Colorado, 2017.

<http://stateofthestates.org>

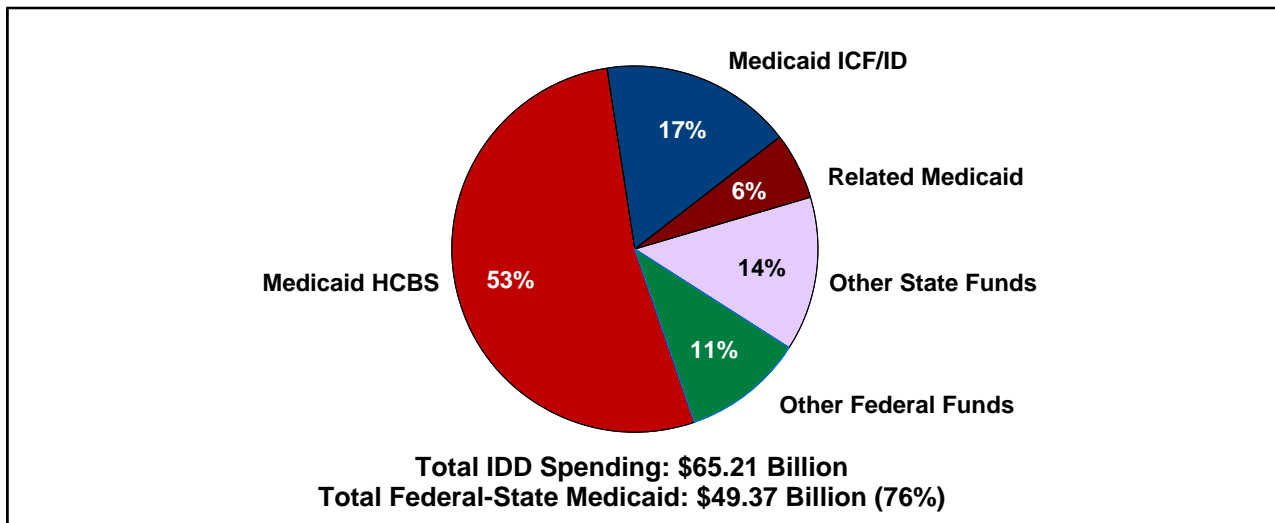
UNITED STATES

FEDERAL IDD MEDICAID SPENDING BY REVENUE SOURCE

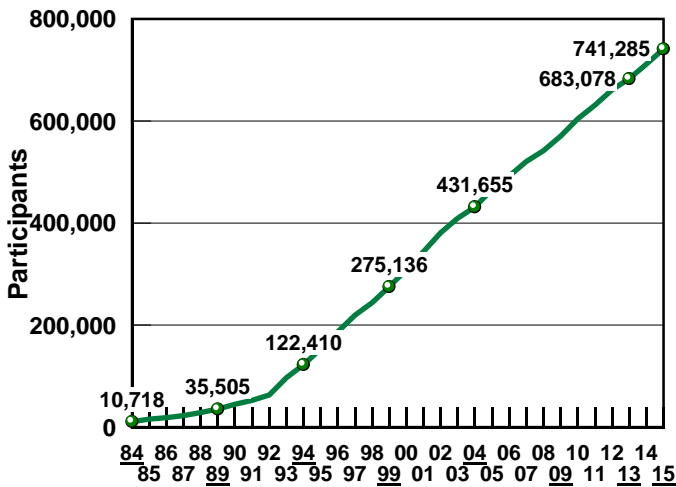


*In 2015, "Related Medicaid" was targeted case management (\$0.71 Billion), personal assistance (0.57 Billion), clinic rehabilitation (0.29 Billion) and administration (\$0.58 Billion).

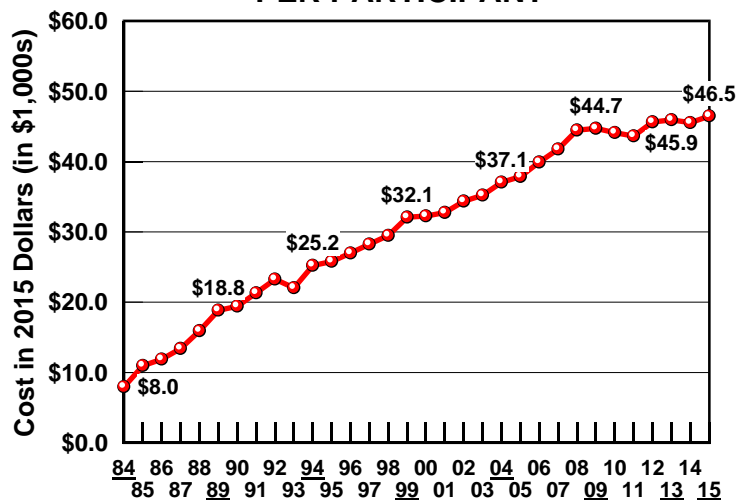
FEDERAL-STATE MEDICAID AS A PERCENTAGE OF TOTAL IDD SPENDING IN FY 2015



HCBS WAIVER PARTICIPANTS



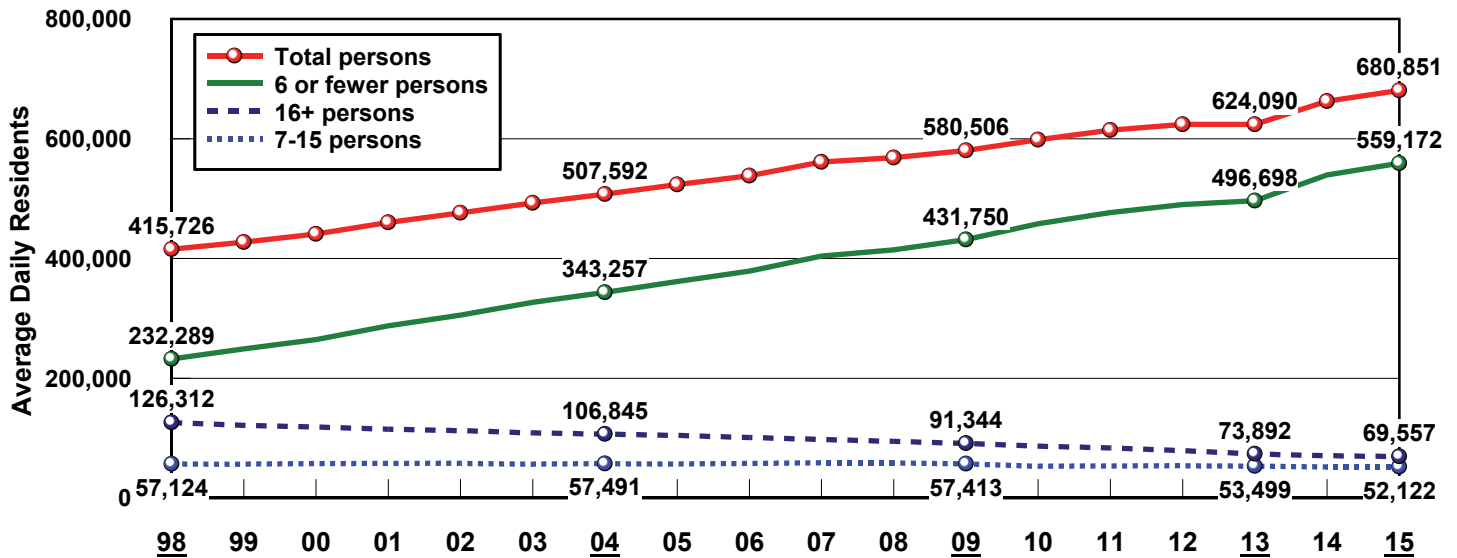
ADJUSTED WAIVER COST PER PARTICIPANT



Source: Braddock et al., Coleman Institute and Department of Psychiatry, University of Colorado, 2017.

<http://stateofthestates.org>

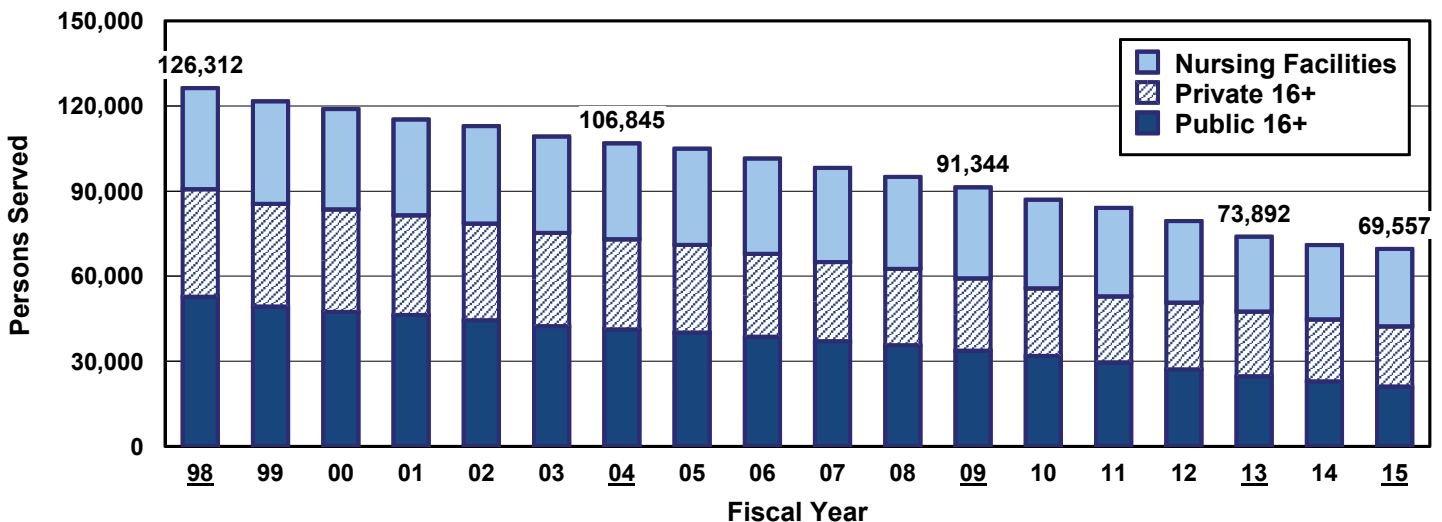
PERSONS WITH IDD BY SIZE OF SETTING: FY 1998-2015



PERSONS SERVED BY SETTING: FY 2002-2015

	2002	2003	2004	2005	2006	2007	2008	2009	2010	2011	2012	2013	2014	2015
TOTAL	476,525	492,976	507,592	523,673	538,405	561,273	568,482	580,506	598,458	614,471	623,943	624,090	662,828	680,851
16+ PERSONS	112,908	109,242	106,845	104,973	101,498	98,191	94,998	91,344	86,985	84,081	79,463	73,892	70,936	69,557
Nursing Facilities	34,352	33,977	33,897	33,985	33,658	33,232	32,472	32,164	31,341	31,248	28,838	26,405	26,243	27,306
State Institutions	44,451	42,402	41,214	40,125	38,630	37,057	35,645	33,746	31,857	29,579	27,155	24,695	22,937	21,103
Private ICF/ID	25,302	24,144	23,219	23,326	22,316	20,770	19,618	18,812	18,266	17,770	18,456	18,058	17,804	17,418
Other Residential	8,803	8,718	8,515	7,537	6,895	7,132	7,263	6,621	5,521	5,485	5,013	4,735	3,952	3,730
7-15 PERSONS	58,122	56,931	57,491	57,008	57,841	58,867	58,837	57,413	53,230	53,580	54,202	53,499	52,304	52,122
Public ICF/ID	1,350	1,295	1,301	1,840	1,768	1,695	1,503	1,459	1,428	1,409	1,363	1,337	1,308	1,265
Private ICF/ID	21,434	21,181	20,890	19,562	19,663	19,315	19,084	19,169	19,180	19,351	18,974	18,834	18,079	17,671
Other Residential	35,338	34,455	35,300	35,606	36,410	37,857	38,250	36,785	32,622	32,821	33,865	33,327	32,917	33,186
≤6 PERSONS	305,495	326,804	343,257	361,692	379,065	404,215	414,648	431,750	458,243	476,810	490,278	496,698	539,589	559,172
Public ICF/ID	857	912	902	1,039	1,056	1,108	313	350	221	194	211	238	256	269
Private ICF/ID	18,683	19,399	19,605	19,754	19,800	20,443	20,257	20,063	20,299	20,385	20,441	20,111	20,383	20,412
Supported Living	144,684	158,729	171,401	185,650	198,815	215,339	227,356	239,312	261,618	275,070	280,523	287,571	324,209	337,264
Other Residential	141,271	147,764	151,349	155,250	159,394	167,325	166,722	172,025	176,105	181,160	189,103	188,779	194,741	201,228

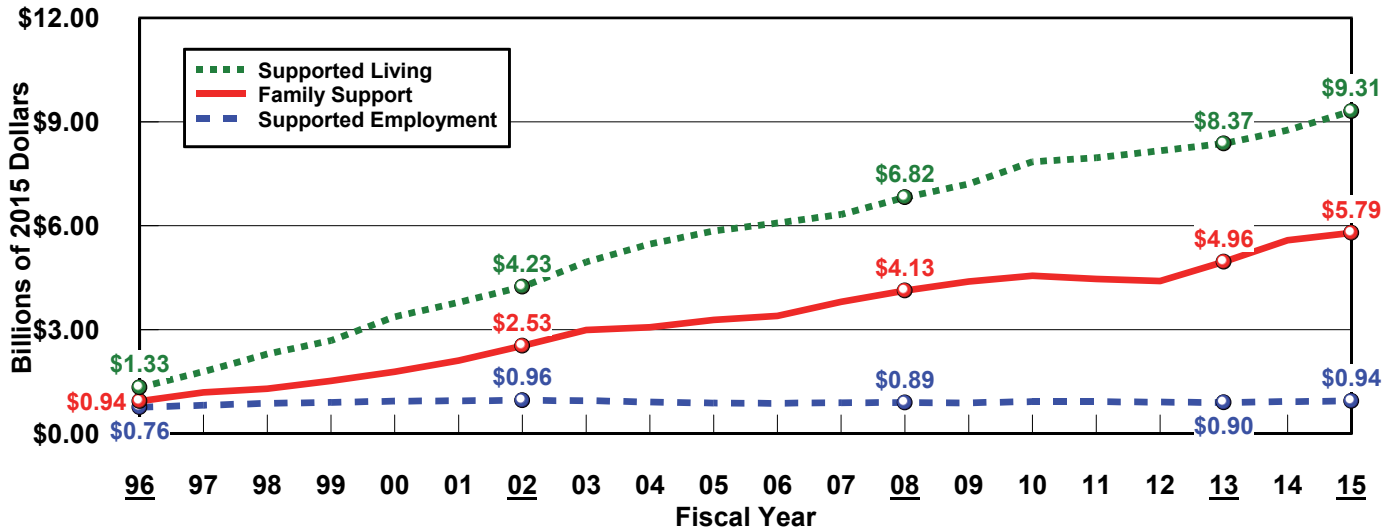
PERSONS IN PUBLIC AND PRIVATE 16+ INSTITUTIONS: FY 1998-2015



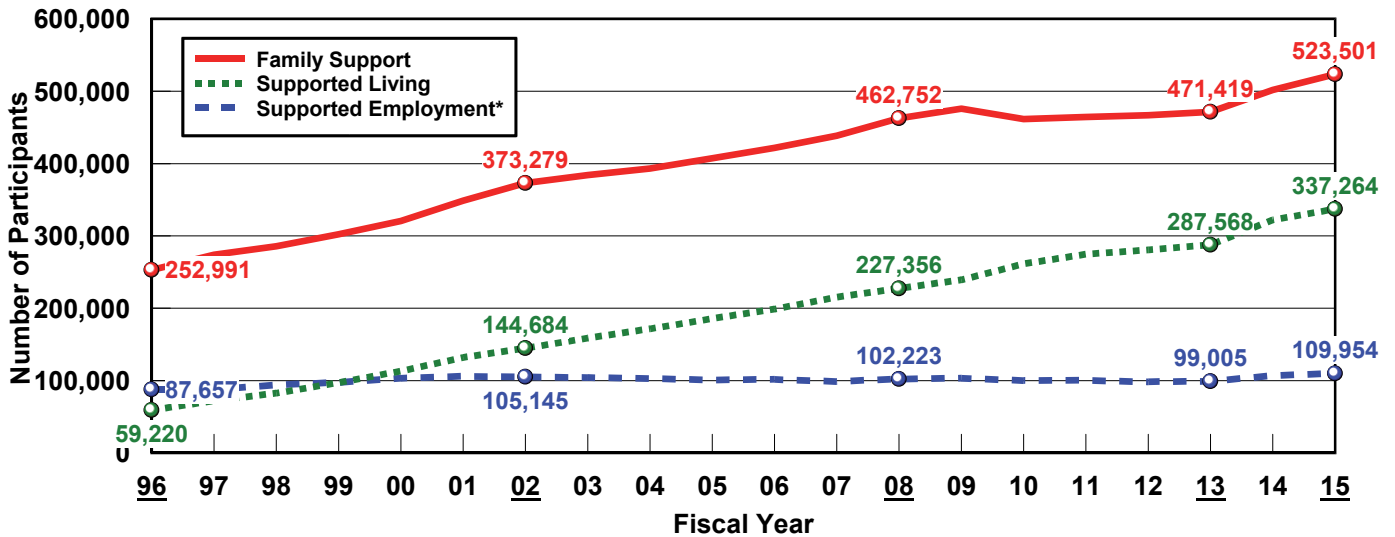
Source: Braddock et al., Coleman Institute and Department of Psychiatry, University of Colorado, 2017.

INDIVIDUAL AND FAMILY SUPPORT

SPENDING: FY 1996-2015

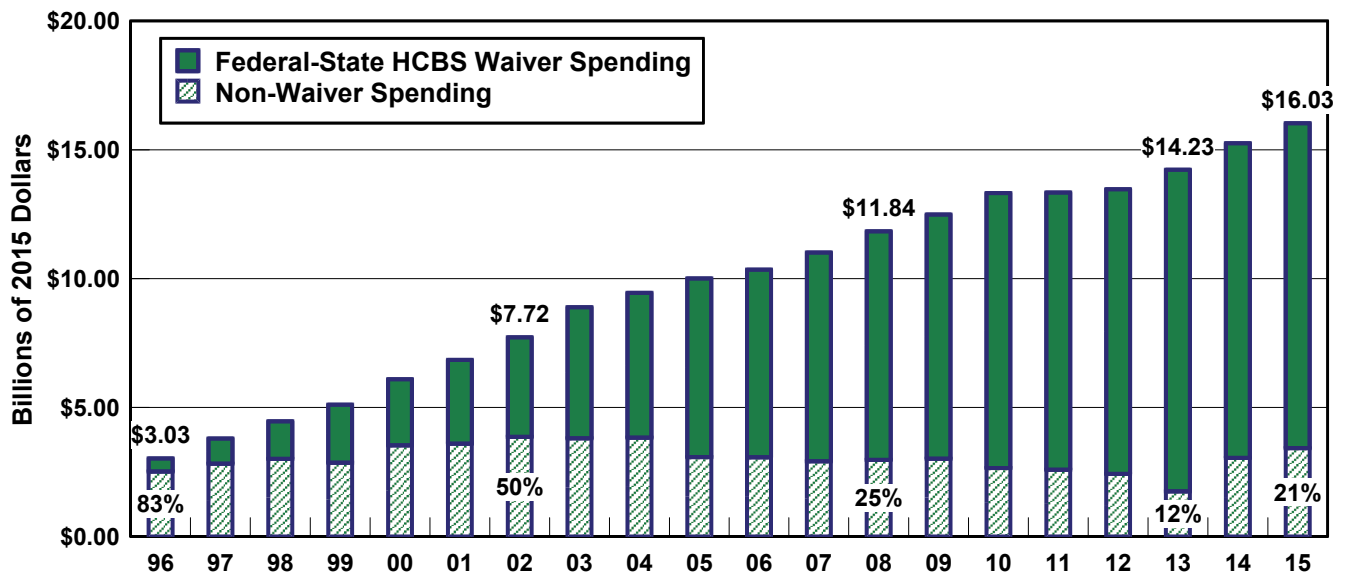


PARTICIPANTS: FY 1996-2015



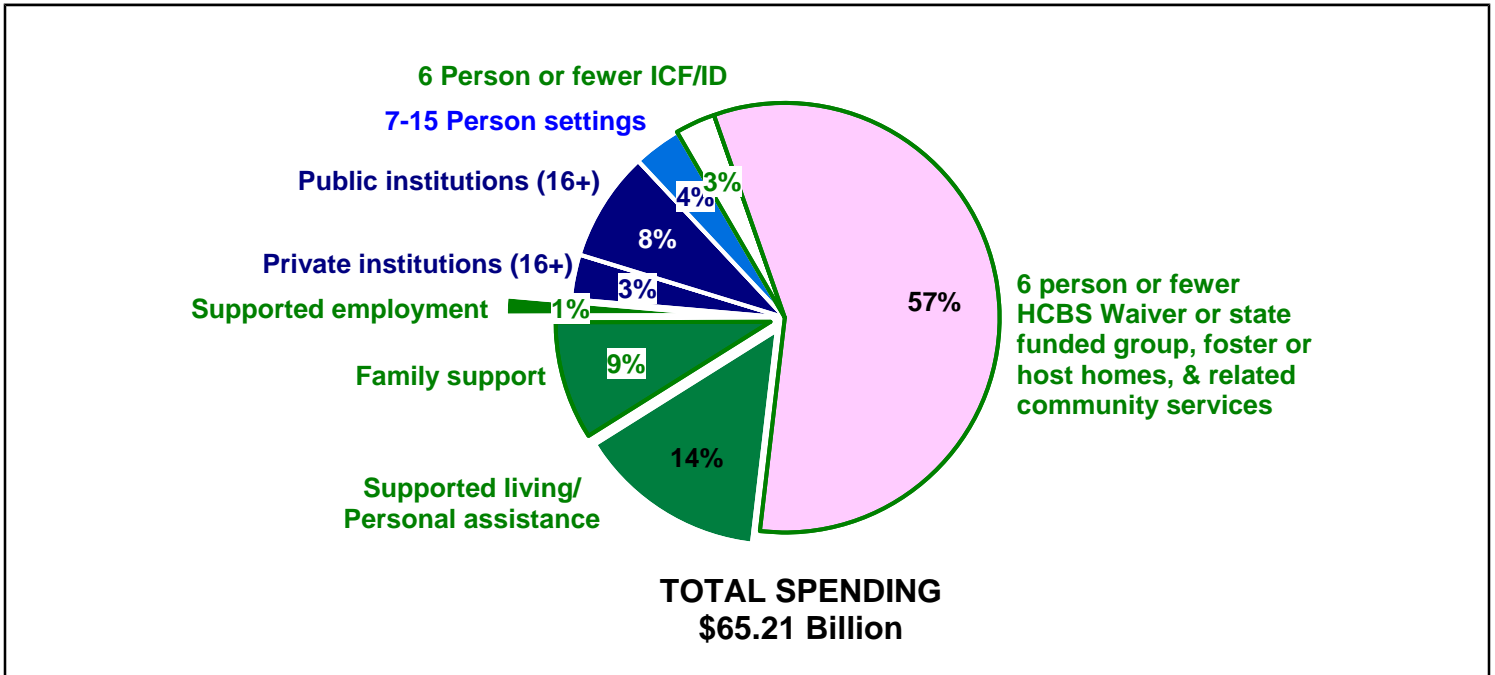
*Does not include 15,640 follow-along work support workers in 2015 in 23 states: AZ, CO, CT, DE, DC, HI, KS, LA, ME, MI, MO, NE, NH, NJ, NM, NC, OH, OR, PA, SC, SD, UT & WA.

SUPPORTED LIVING, FAMILY SUPPORT AND SUPPORTED EMPLOYMENT SPENDING: FY 1996-2015

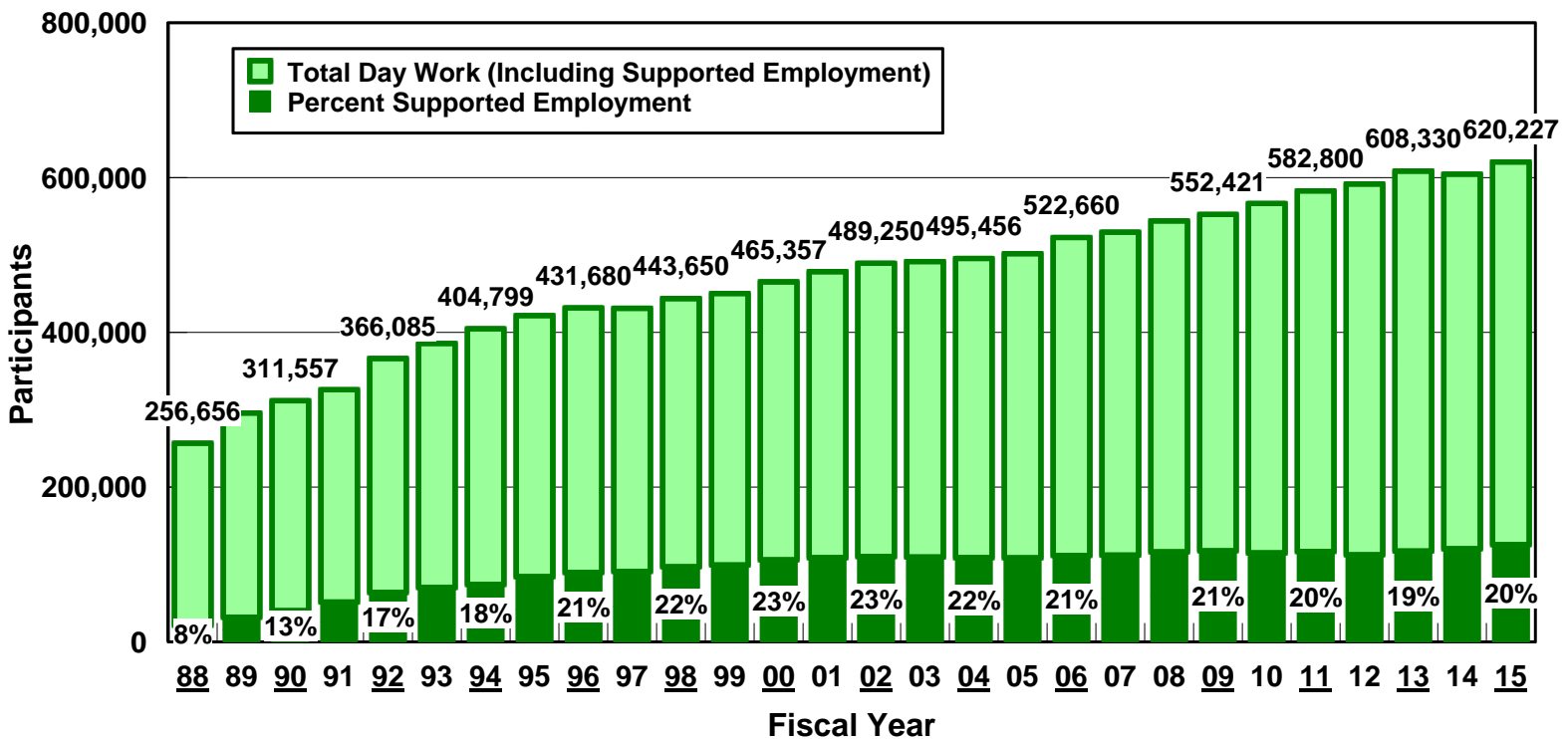


Source: Braddock et al., Coleman Institute and Department of Psychiatry, University of Colorado, 2017.

SUPPORTED LIVING, FAMILY SUPPORT, AND SUPPORTED EMPLOYMENT AS A PERCENTAGE OF TOTAL SPENDING: FY 2015

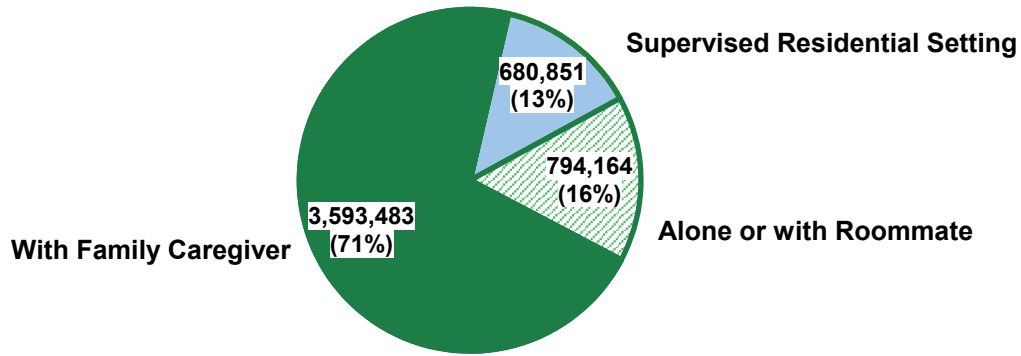


TOTAL DAY/WORK AND SUPPORTED EMPLOYMENT PARTICIPANTS : FY 1988-2015



Source: Braddock et al., Coleman Institute and Department of Psychiatry, University of Colorado, 2017.

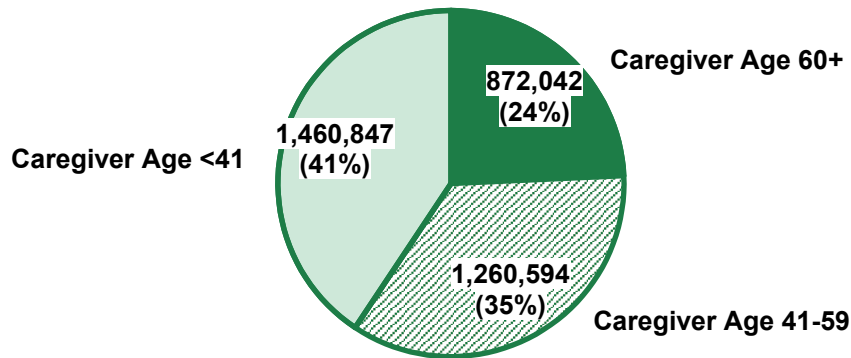
ESTIMATED NUMBER OF INDIVIDUALS WITH IDD BY LIVING ARRANGEMENT: FY 2015



TOTAL: 5,068,498 PERSONS

Braddock et al. 2016, based on Fujiura 2008, 2012

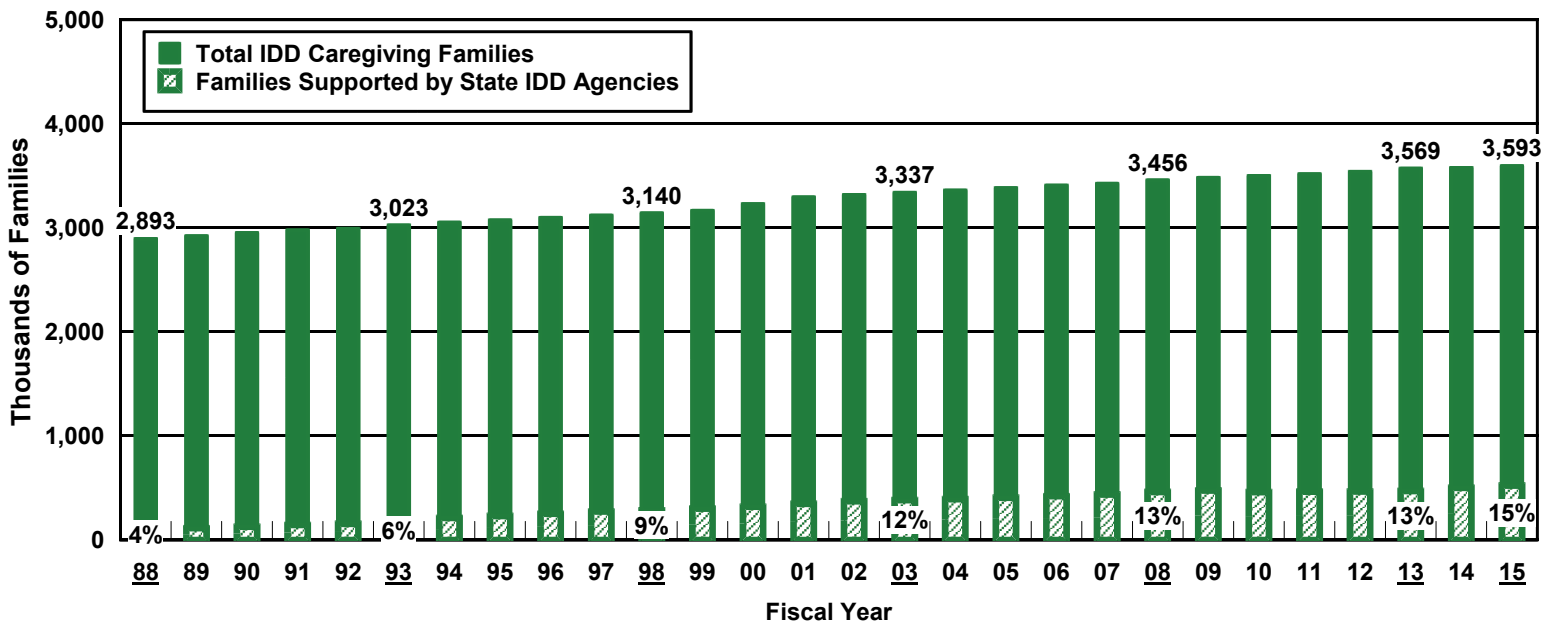
ESTIMATED NUMBER OF INDIVIDUALS WITH IDD BY AGE GROUP LIVING WITH FAMILY CAREGIVERS: FY 2015



TOTAL: 3,593,483 PERSONS

Braddock et al. 2016, based on Fujiura 2008, 2012

ESTIMATED NUMBER OF IDD CAREGIVING FAMILIES AND FAMILIES SUPPORTED BY IDD AGENCIES: FY 1988-2015



Source: Braddock et al., Coleman Institute and Department of Psychiatry, University of Colorado, 2017.